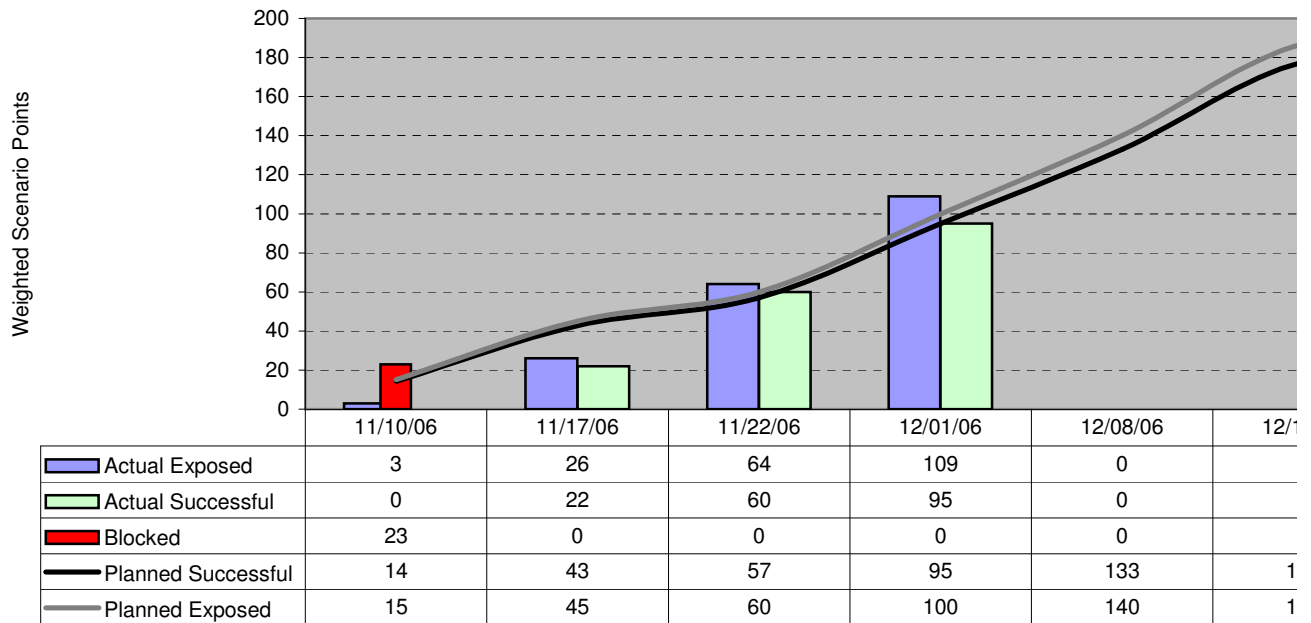


Aperi IDVT - Phase 2

Week Ending	11/10/06	11/17/06	11/22/06	12/01/06	12/08/06
Planned Exposed	15	45	60	100	140
Planned Successful	14	43	57	95	133
Actual Exposed	3	26	64	109	0
Actual Successful	0	22	60	95	0
Blocked	23	0	0	0	0

Plan % Exposed	8%	24%	32%	53%	75%
Plan % Success	8%	23%	30%	51%	71%
Actual % Exposed	2%	14%	34%	58%	0%
Actual % Success	0%	12%	32%	51%	0%
% Blocked	12%	0%	0%	0%	0%

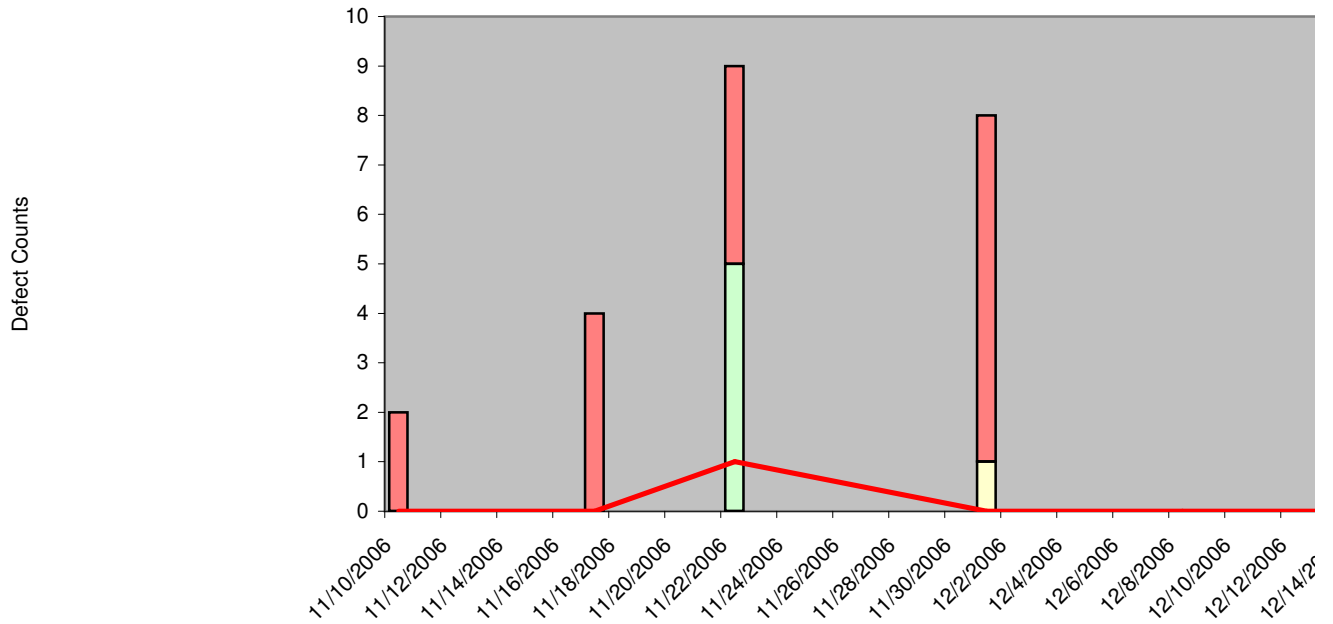
Aperi IDVT (Phase 2)
(Preliminary scenario count subject to change)



Aperi IDVT, Phase 2 Defect Discovery Week Ending	11/10/06	11/17/06	11/22/06	12/01/06	12/08/06
IDVT Estimate					
New (open)	2	4	4	7	0
Assigned (working)	0	0	0	1	0
Resolved (verified)	0	0	5	0	0
Verified (closed)	0	0	0	0	0
Reopened	0	0	0	0	0
Invalid	1	1	1	0	0

Canceled	0	0	1	0	0
Total (N.I. can/inv)	2	4	9	8	0

Aperi IDVT (Phase 2) Defect Discovery
(Cancel/Return not in total)



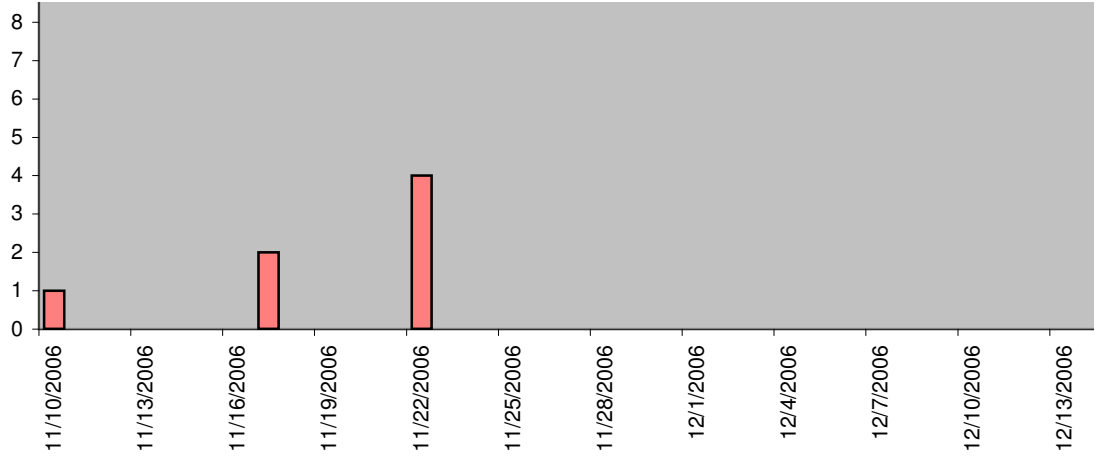
	11/10/06	11/17/06	11/22/06	12/01/06	12/08/06	12/14/06
New (open)	2	4	4	7	0	0
Assigned (working)	0	0	0	1	0	0
Resolved (verified)	0	0	5	0	0	0
Reopened	0	0	0	0	0	0
Canceled	0	0	1	0	0	0
IDVT Estimate						

Defect Inventory: Sev 1,2	11/10/06	11/17/06	11/22/06	12/01/06	12/08/06
New (open)	1	2	4	0	0
Assigned (working)	0	0	0	0	0
Total	1	2	4	0	0

Aperi (Phase 2) IDVT Defect Inventory
Severity 1 (blk.cri) and 2 (maj)
Open/Working States



Defect Counts

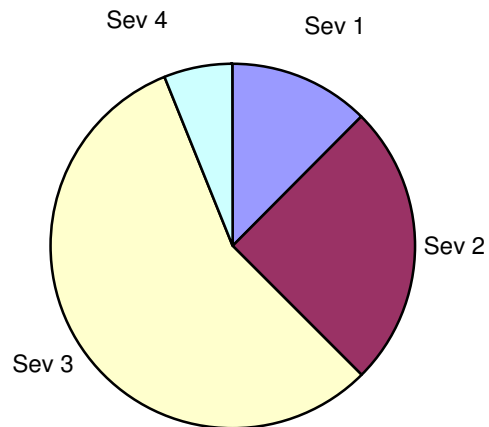


	11/10/06	11/17/06	11/22/06	12/01/06	12/08/06	12/15/06
■ New (open)	1	2	4	0	0	0
□ Assigned (working)	0	0	0	0	0	0


Defect Discovery

<u>Defects</u>	<u>Severity</u>	<u>Description</u>
2	1	<i>Blocker, Critical</i>
4	2	<i>Major</i>
9	3	<i>Normal</i>
1	4	<i>Minor, Trivial, Enhancement</i>

Aperi IDVT (Phase 2)
IDVT Defect Discovery By Severity
(Not including canceled and invalid)



0	0
0	0



06
12/12/2006
12/14/2006
12/16/2006
12/18/2006
12/20/2006
12/22/2006

	12/15/06	12/22/06
	0	0
	0	0
	0	0
	0	0
	0	0

12/15/06	12/22/06
0	0
0	0
0	0





12/13/2006

12/16/2006

12/19/2006

12/22/2006

12/15/06	12/22/06
0	0
0	0

