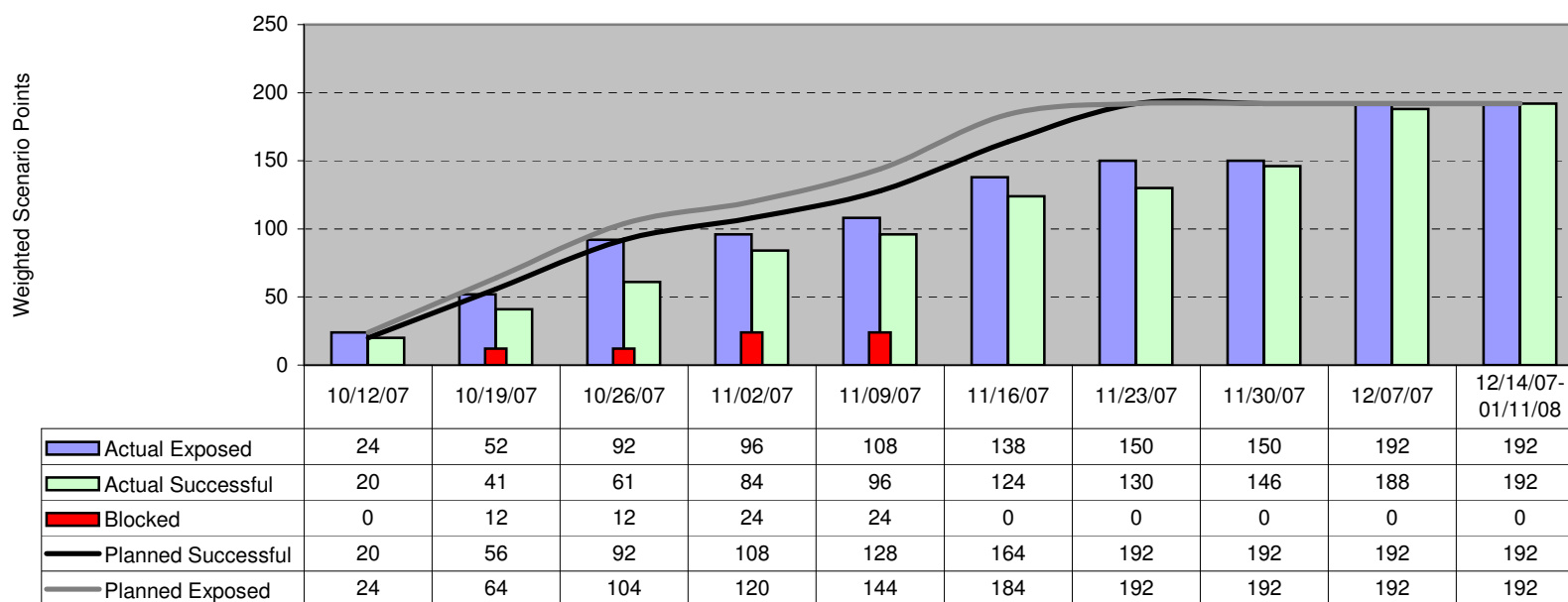


APERI IDVT - Phase IV

Week Ending	10/12/07	10/19/07	10/26/07	11/02/07	11/09/07	11/16/07	11/23/07	11/30/07	12/07/07	12/14/07-01/11/08
Planned Exposed	24	64	104	120	144	184	192	192	192	192
Planned Successful	20	56	92	108	128	164	192	192	192	192
Actual Exposed	24	52	92	96	108	138	150	150	192	192
Actual Successful	20	41	61	84	96	124	130	146	188	192
Blocked	0	12	12	24	24	0	0	0	0	0

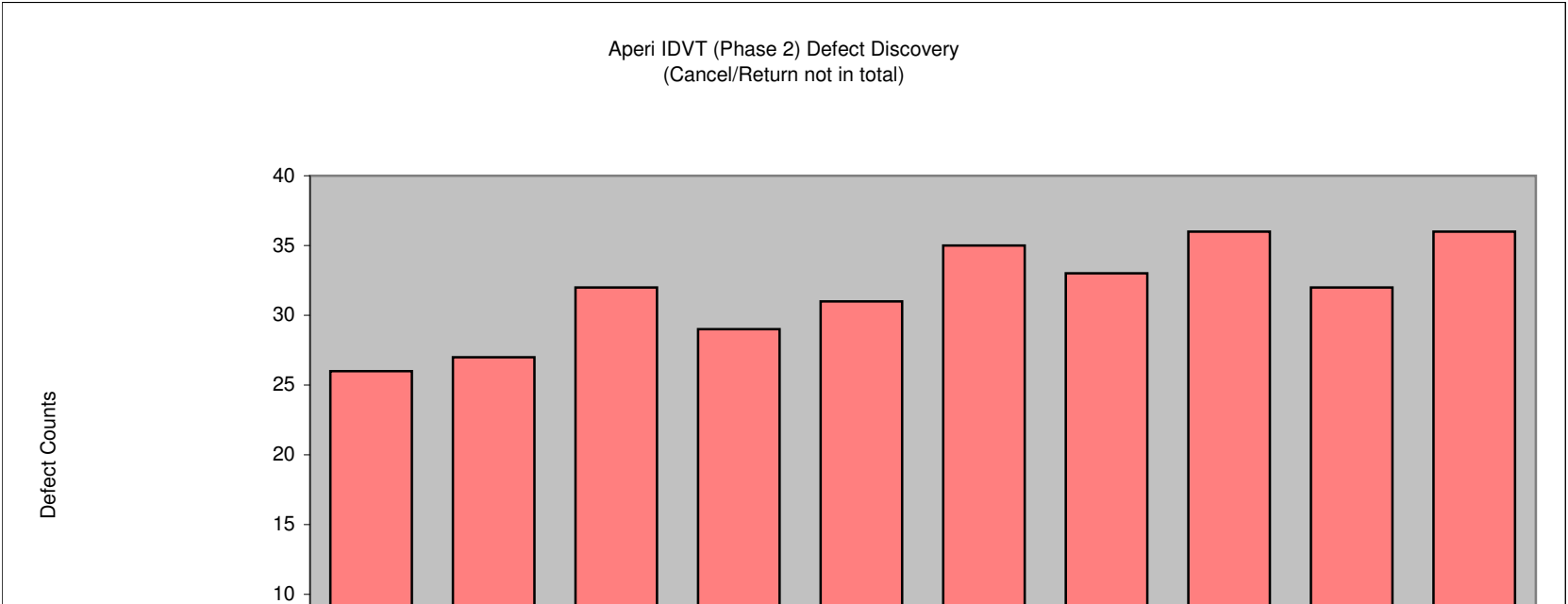
Plan % Exposed	13%	33%	54%	63%	75%	96%	100%	100%	100%	100%
Plan % Success	10%	29%	48%	56%	67%	85%	100%	100%	100%	100%
Actual % Exposed	13%	27%	48%	50%	56%	72%	78%	78%	100%	100%
Actual % Success	10%	21%	32%	44%	50%	65%	68%	76%	98%	100%
% Blocked	0%	6%	6%	13%	13%	0%	0%	0%	0%	0%

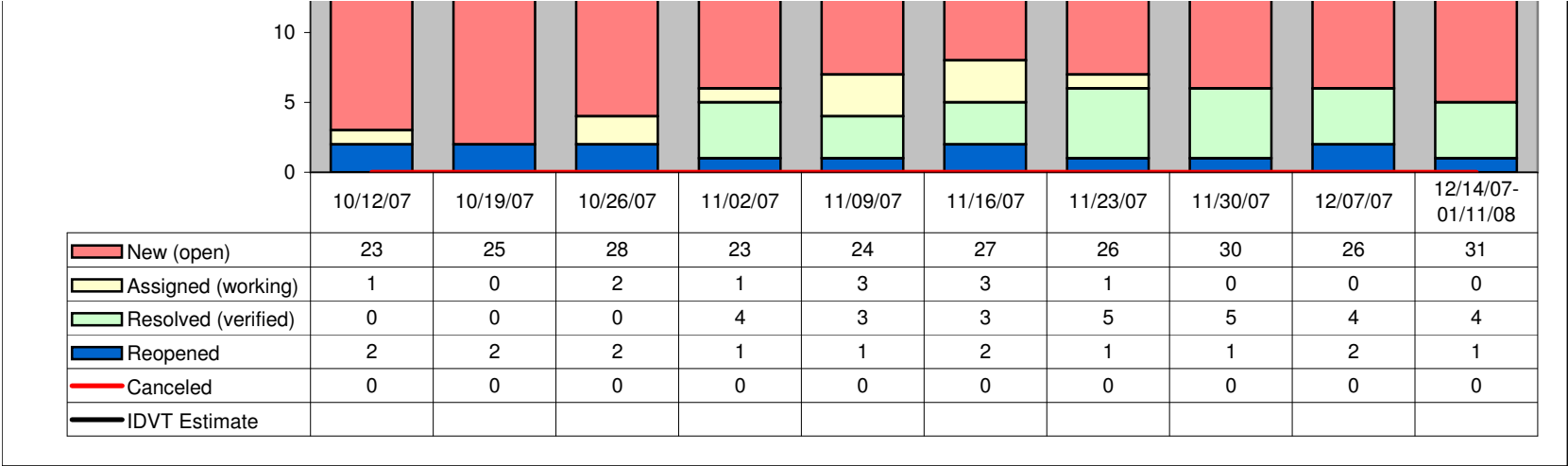
Aperi IDVT (Phase 4)
(Preliminary scenario count subject to change)



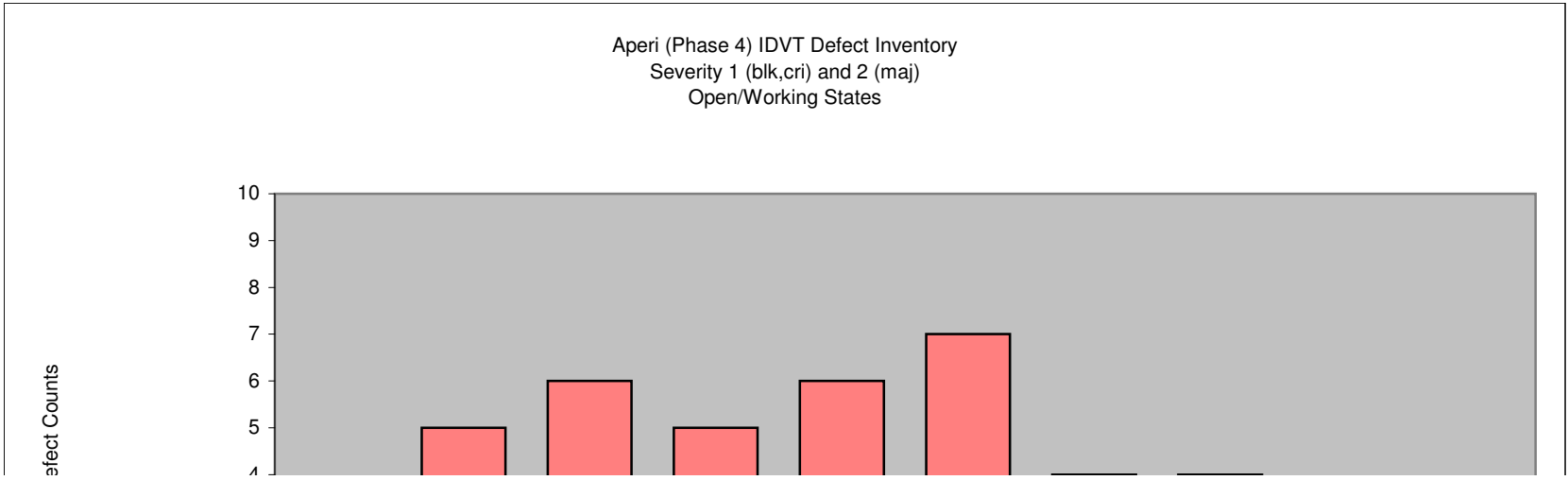


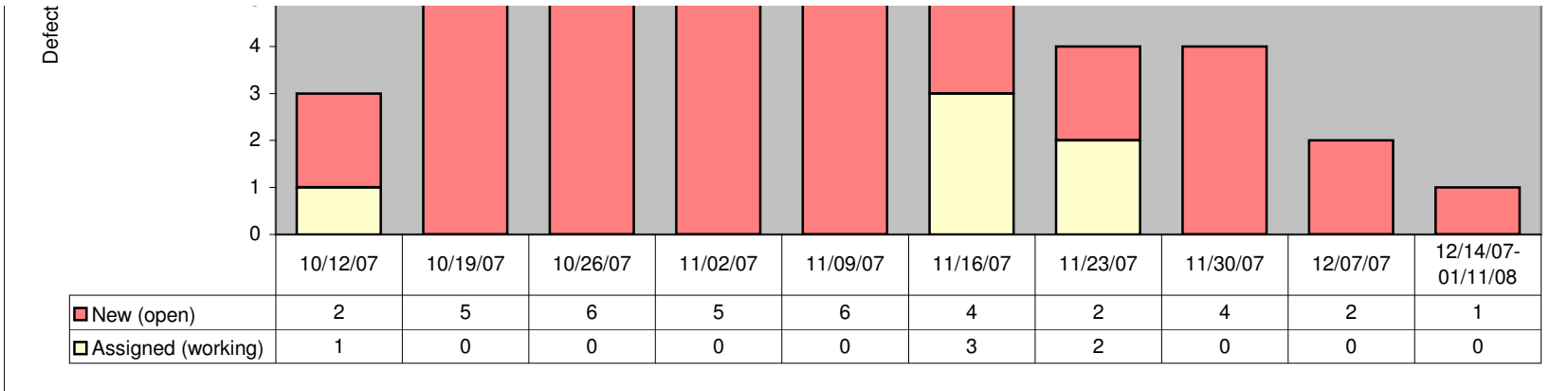
Aperi IDVT, Phase 4 Defect Discovery Week Ending	10/12/07	10/19/07	10/26/07	11/02/07	11/09/07	11/16/07	11/23/07	11/30/07	12/07/07	12/14/07- 01/11/08
IDVT Estimate										
New (open)	23	25	28	23	24	27	26	30	26	31
Assigned (working)	1	0	2	1	3	3	1	0	0	0
Resolved (verified)	0	0	0	4	3	3	5	5	4	4
Verified (closed)	0	0	0	0	0	0	0	0	0	0
Reopened	2	2	2	1	1	2	1	1	2	1
Invalid	0	0	0	4	0	2	0	0	4	1
Canceled	0	0	0	0	0	0	0	0	0	0
Total (N.I. can/inv)	26	27	32	29	31	35	33	36	32	36





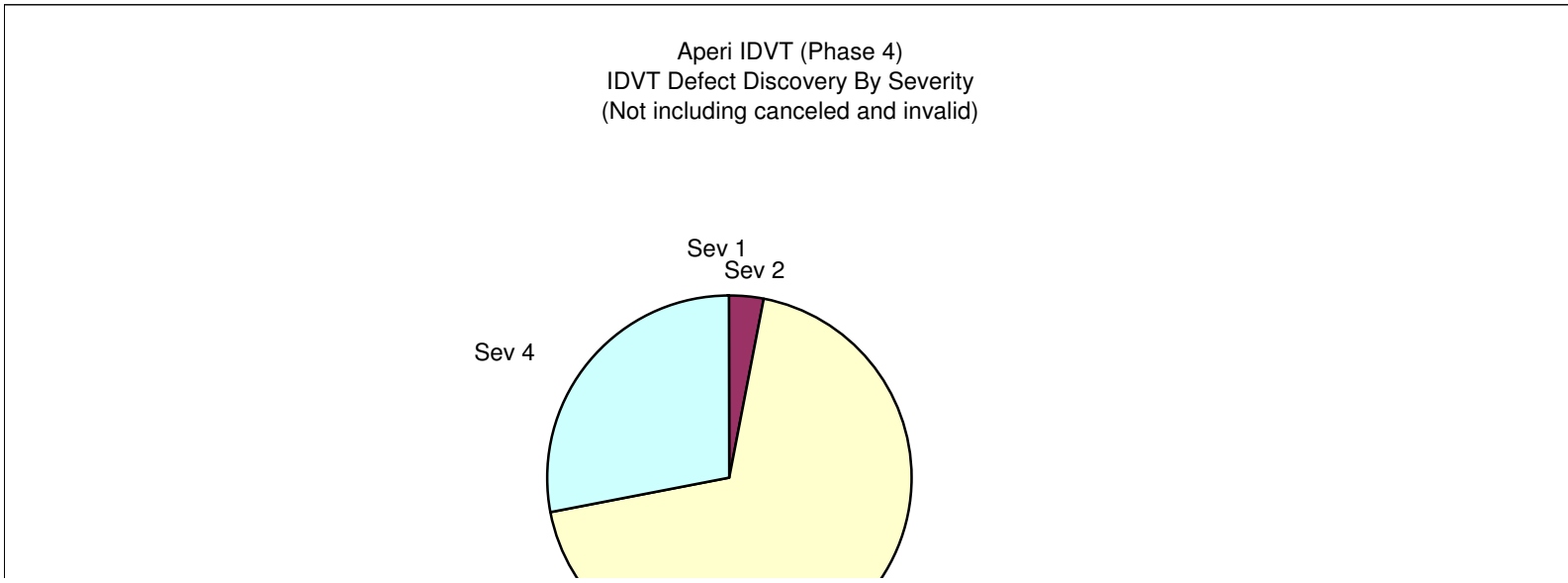
Defect Inventory: Sev 1,2	10/12/07	10/19/07	10/26/07	11/02/07	11/09/07	11/16/07	11/23/07	11/30/07	12/07/07	12/14/07-01/11/08
New (open)	2	5	6	5	6	4	2	4	2	1
Assigned (working)	1	0	0	0	0	3	2	0	0	0
Total	3	5	6	5	6	7	4	4	2	1

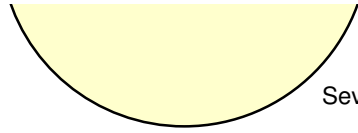




Defect Discovery

<u>Defects</u>	<u>Severity</u>	<u>Description</u>
0	1	<i>Blocker, Critical</i>
1	2	<i>Major</i>
22	3	<i>Normal</i>
9	4	<i>Minor, Trivial, Enhancement</i>





Sev 3